



Demographic Overview For A 1 Mile Radius from Subject Property *

Persons
Households
Percent Children

27,936
12,314
16.57 %

Families
Persons Per Household

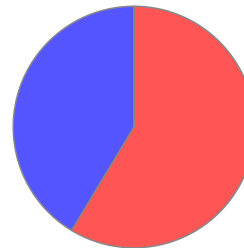
6,622
2.3

Age Distribution



- Age 0 to 17
- Age 18 to 24
- Age 25 to 44
- Age 45 to 54
- Age 55 to 64
- Age 65 and over

Occupancy - Rent vs Own



- Owner
- Occupant

Source: 2020 Census / US Census Bureau

House Median Year Built
Average Home Value
Average Rent

1977
\$485,147
\$1,727

Per Capita Income
Average Household Income

\$63,326
\$88,958

Education Attained



- 9th Grade or Lower
- 9th - 12th (no diploma)
- HS Diploma/GED
- Some College
- Associate Degree
- Bachelor Degree
- Graduate Degree

Education - Current Enrollment



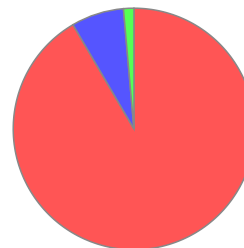
- Preschool/Kindergarten
- Grade School
- Middle School
- High School
- College
- Graduate School

Family Type



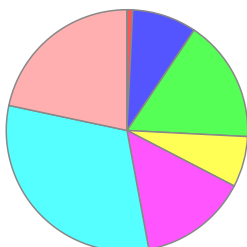
- Married
- Single/Female Head
- Single/Male Head

Place of Employment



- Work In County
- Work Out of County
- Work Out of State

Year Built Distribution



- Since 2010
- 2000 - 2009
- 1990 - 1999
- 1980 - 1989
- 1970 - 1979
- 1960 - 1969
- 1950 - 1959
- 1949 or before

Occupation



- Mgmt/Prof
- Healthcare
- Service
- Sales/Office
- Farming
- Construction
- Production

Source: 2023 American Community Survey, 5 year estimates / US Census Bureau

*Includes all data from census blocks completely or partially located inside the noted radius.